

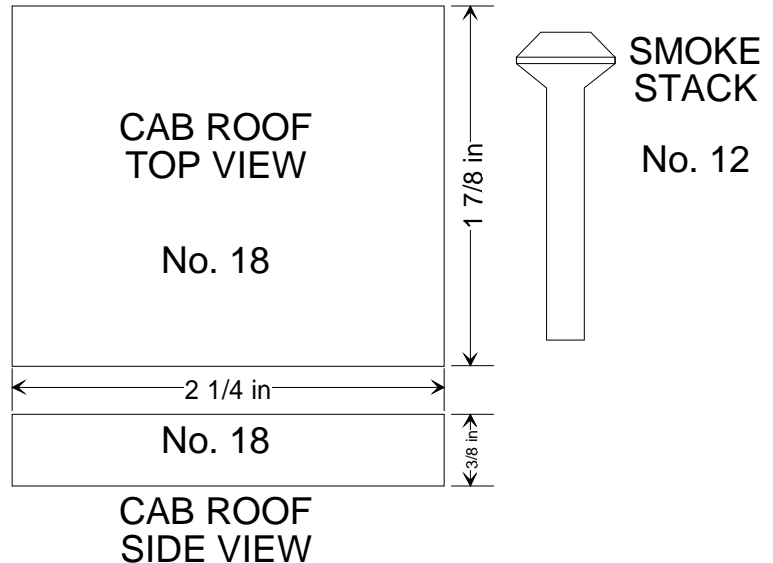
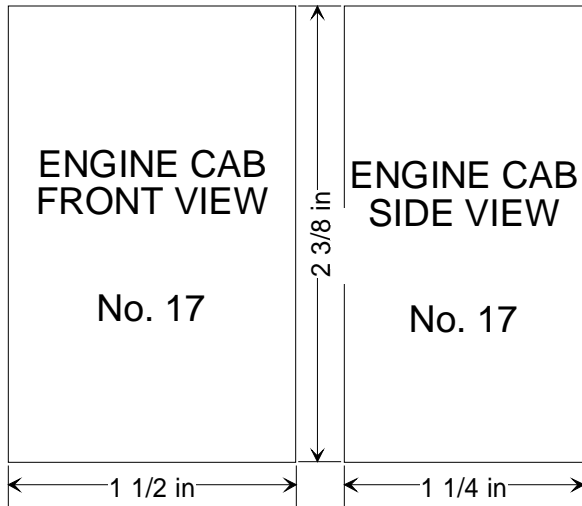
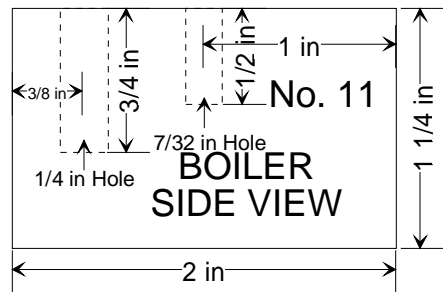
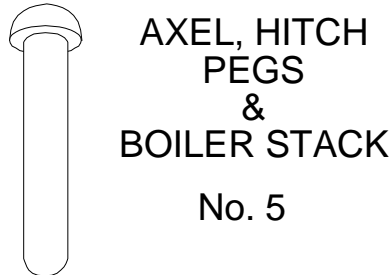
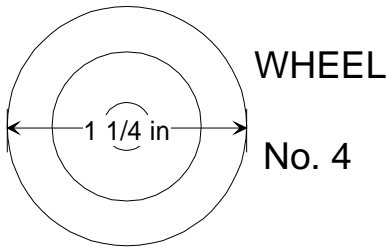
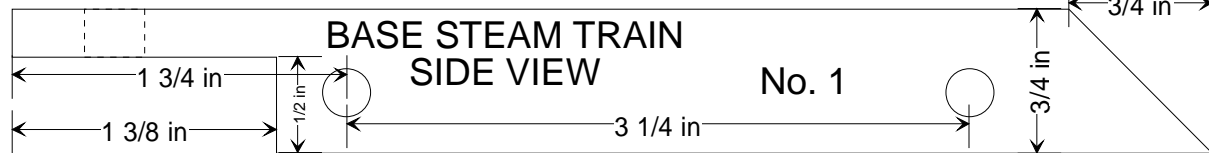
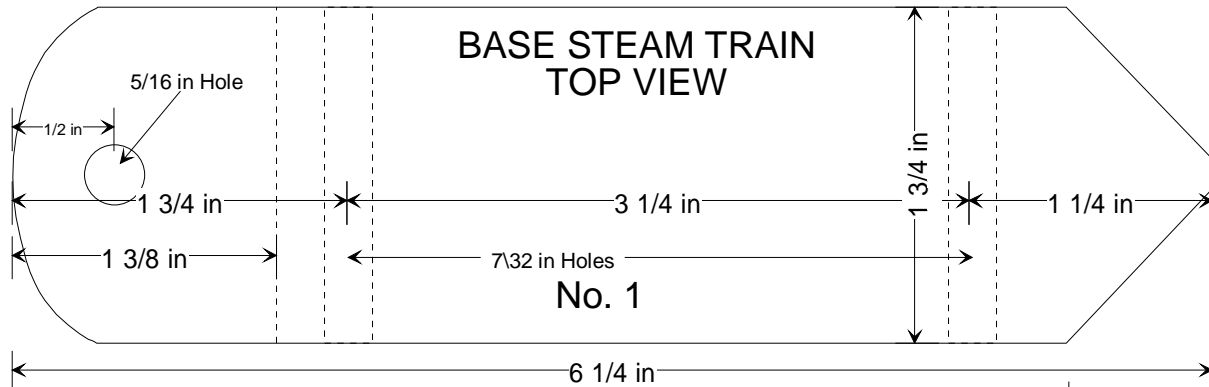
SMALL STEAM TRAIN



*Plans by
Darryl Yeager
EASY TO LOVE
P.O. BOX 205
BELLWOOD, PA 16617
PH 814-742-7407
Web Site www.ez2love.com*

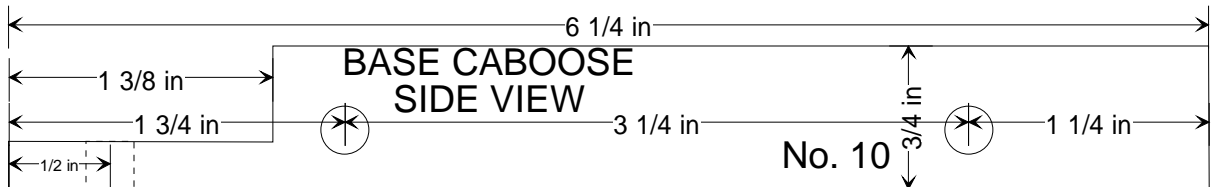
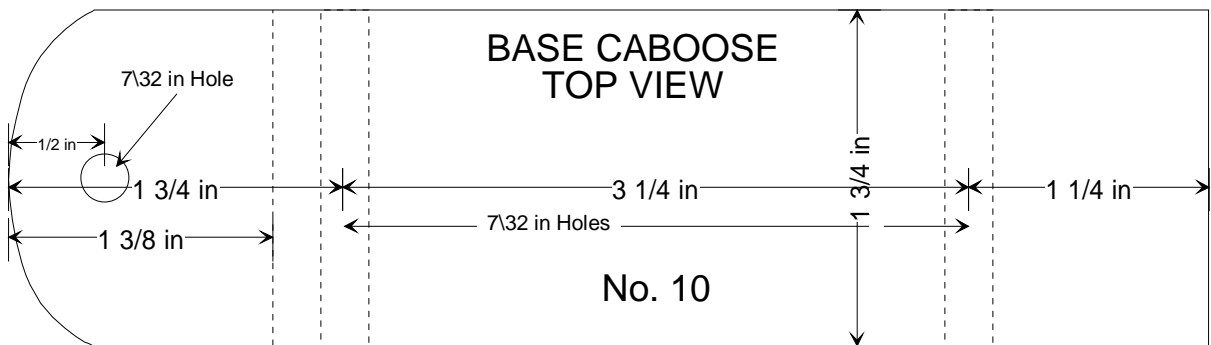

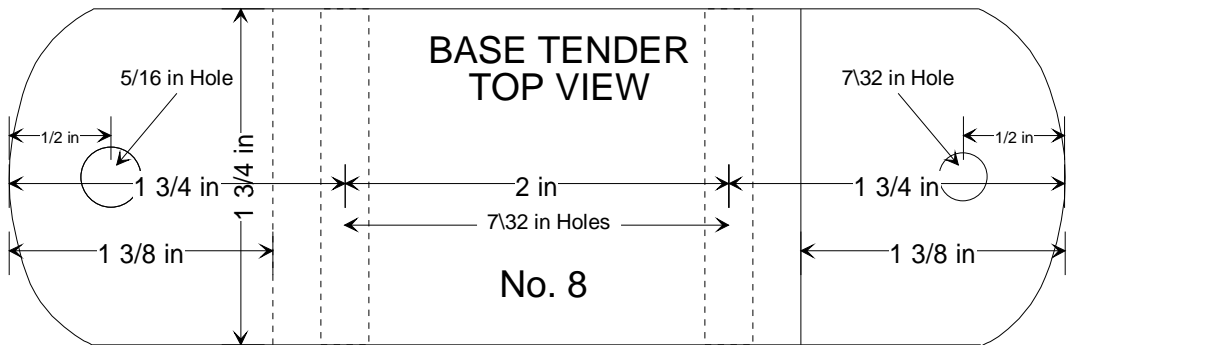
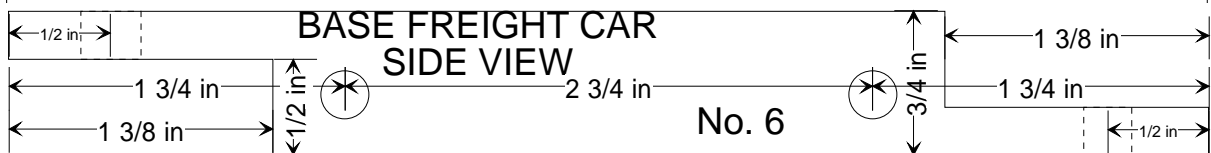
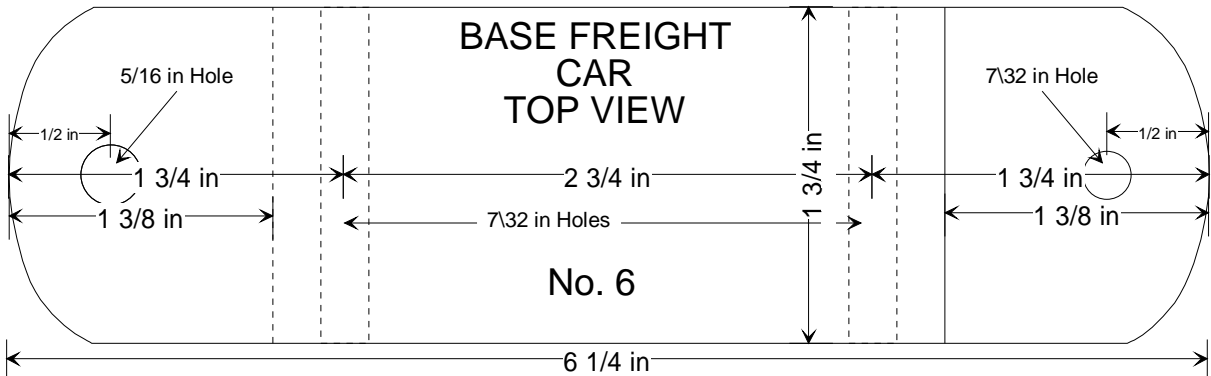
SMALL STEAM TRAIN
Page 2
ENGINE PARTS
Parts Full Scale

Part No.	Description	Quantity	Size
1.	Base Steam	1	6 1/4" x 1 3/4" x 3/4"
4.	Wheels	4	1 1/4" x 1/2" Wheels
5.	Axel & Hitch Pegs for all Bases 5 per Base except Engine	5	1/4" Axel Pegs
11.	Boiler Steam or Passenger	1	2" x 1 1/4" Dowell Rod
12.	Smoke Stack Steam or Passenger	1	1/4" x 1 5/16" Smokestack
17.	Engine Cab	1	2 3/8 x 1 1/2" x 1 1/4"
18.	Cab Roof	1	2 1/4 x 1 7/8 x 3/8"



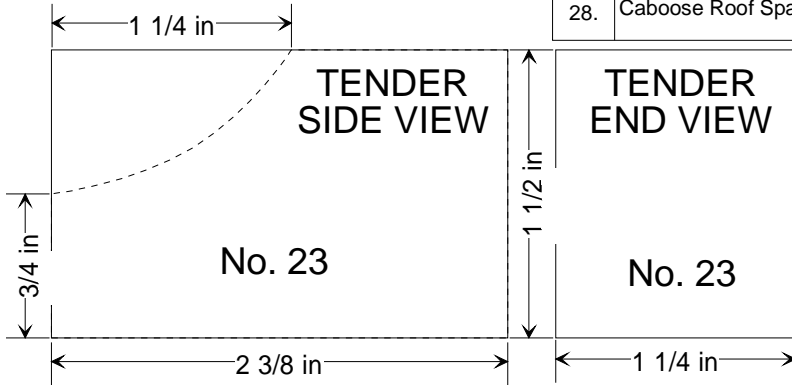
SMALL STEAM TRAIN
Page 3
CAR BASES
Parts Full Scale

Part No.	Description	Quantity	Size
6.	Base Freight Car	1	6 1/4" x 1 3/4" x 3/4"
8.	Base Tender	1	5 1/2" x 1 3/4" x 3/4"
10.	Base Caboose	1	6 1/4" x 1 3/4" x 3/4"

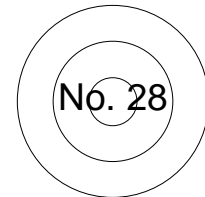
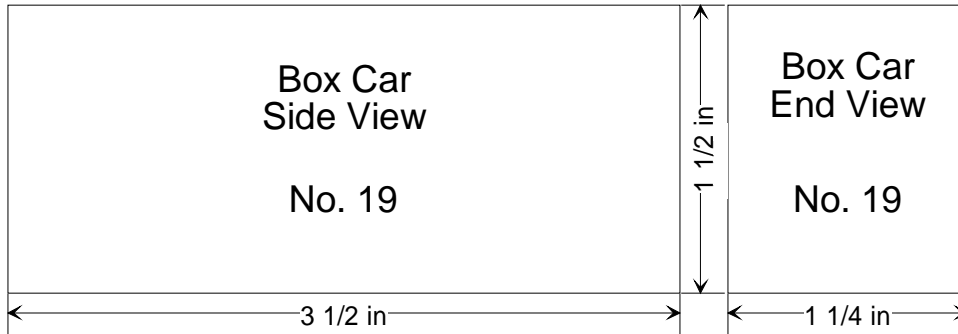


SMALL STEAM TRAIN
Page 4
BOX CAR, TENDER &
CABOOSE PARTS
Parts Full Scale

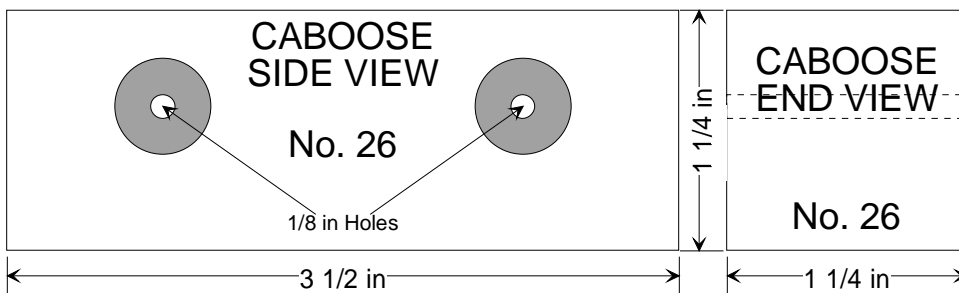
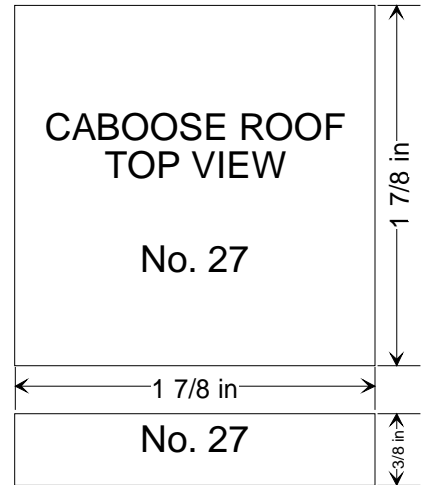
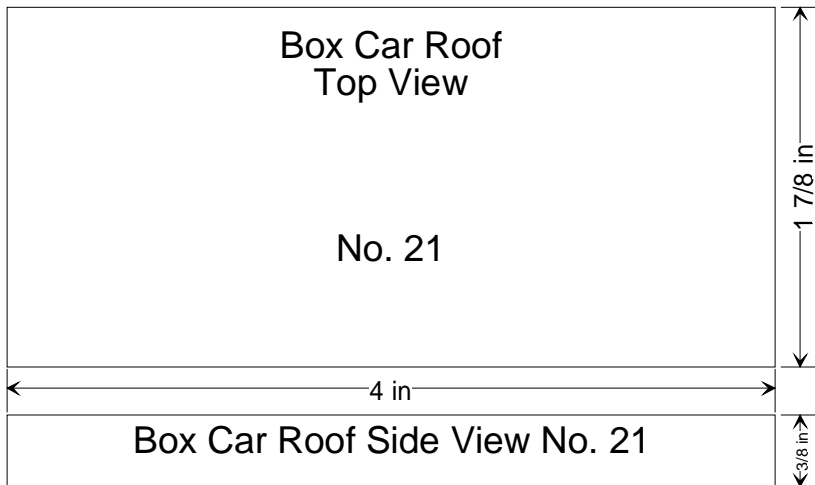
Part No.	Description	Quantity	Size
19.	Box Car Body	1	3 1/2" x 1 1/2" x 1 1/4"
21.	Box & Passenger Car Roof 1 each	1	4" x 1 7/8" x 3/8"
23.	Tender Body	1	2 3/8" x 1 1/2" x 1 1/4"
26.	Caboose Body	1	3 1/2" x 1 1/4" x 1 1/4"
27.	Caboose Roof	1	1 7/8" x 1 7/8" x 3/8"
28.	Caboose Roof Spacer	1	1" x 3/8" Wheel



To create Darkened Holes in Passenger Cars use a Piece of 1/2" Dowell Rod in Drill Press to Friction Burn the Holes. Drill 1/8" Pilot Hole to Guide the Dowell.



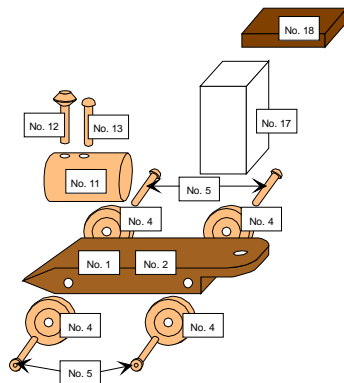
CABOOSE ROOF SPACER



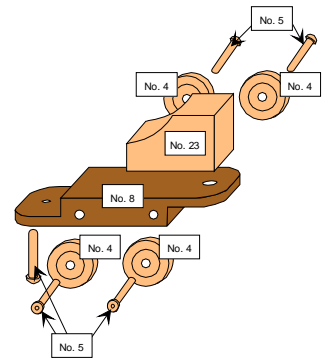
CABOOSE ROOF SIDE VIEW

EXPLODED VIEWS

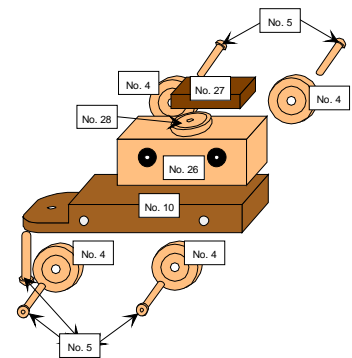
STEAM ENGINE



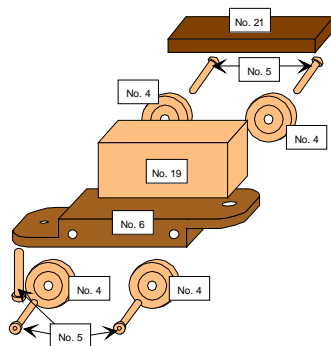
TENDER







STEAM & DIESEL CABOOSE



BOX CAR



	ASH
	BIRCH
	OAK
	WALNUT

MATERIAL LIST

SMALL STEAM TRAIN

Quantity	Description	Size
1	Oak Base Parts	30" x 1 3/4" x 3/4"
1	Walnut Roof Parts	12" x 2" x 3/8"
1	Birch or Ash Body Parts	24" x 1 1/2" x 1 1/4"
20	Axels, Hitches, & Stacks	1/4" Axel Pegs
1	Smokestacks	1/4" x 1 5/16" Smokestack Pegs
1	Steam Boiler	12" x 1 1/4" Dowell Rod
1	Caboose Spacer	1" x 3/8" Wheel
16	Wheels	1 1/4" x 1/2" Wheels

** All Wooden Parts in the Material List are oversize. Get exact sizes from the Drawings.*

** Choice of types of Lumber is up to you. The types I listed were my choices.*

** Finish the toy with a Non-Toxic finish. I use vegetable oil. It works well and is safe.*